


Super Hero Project



Name _____

Super Hero Project Timeline

Week One	October 18-22, 2021	Super Hero Story Brainstorm
Week Two	October 25-27	Super Hero Outline Super Hero Illustration Brainstorm
Week Three	November 1-5	Super Hero Introduction Super Hero Illustration Rough Draft
Week Four	November 8-11	Super Hero Origin Super Hero Illustration Coloring
Week Five	November 15-19	Super Hero Problem/Conflict & Action Super Hero Illustration Due
Week Six	November 22-24	Super Hero Resolution & Conclusion Comic Book Rough Draft
Week Seven	Nov. 29 to December 3	Super Hero Story Peer Review & Editing Comic Book Coloring and Inking
Week Eight	Project due date, Dec. 9 th	Story Final Draft and Comic Book Due



Super Hero Story: Requirements

Synopsis

Imagine that you have super powers! What powers would you have? How did you receive your powers? What do you do with your powers? Now imagine that there is a dangerous villain, force of nature, aliens, or some other threat to the entire world. How will you, the superhero, deal with this threat? During the next three weeks you will write a creative story about your life as a super hero and how you will confront a grave threat to all humanity. You will need to address all of the required components and focus on the specific topics in each paragraph.

Structure

Your story must contain at least six paragraphs and each paragraph must have at least four sentences. You must include the requirements listed below.

1. Introduction

Seize the reader's interest with a brief description of the super villain or conflict. Describe how there is only one person, you, that can stop this menace. Give the reader a hint at what is going to happen. Conclude with a transition to you, the superhero's, origin story.

2. First body paragraph: Origin

Tell the reader about how you got your powers, your weakness, your costume, your super hero identity, your code of conduct, your super friends and allies, and/or anything else you want the reader to know about you. Please go into detail on how you got your powers and your reaction to your powers. How did you learn to control your powers? Include lots of descriptions and your feelings.

3. Second body paragraph: Problem or Conflict

Describe a problem, conflict, or antagonist (villain) that you must confront. Provide a mini adventure about how the villain, force of nature, or other problem is threatening the world. Use this paragraph to provide extensive details about the problem that you, the superhero, must confront. Does the antagonist directly threaten you or someone you care about? Explain the antagonist's motives.

4. Third body paragraph: Action

Describe how you will deal with the conflict or villain. This paragraph should include extensive action and dialogue. You don't necessarily have to fight the villain. Who helps you and/or the antagonist? Remember to write a separate paragraph every time someone talks and use quotation marks.

5. Fourth body paragraph: Resolution

Describe what happens after the conflict is resolved. What happens to the you, the antagonist, your friends, and the world? What are the costs? What are the short and long term effects?

6. Conclusion

Briefly summarize your story. What lesson did you learn and what is your message to the reader? Conclude with a thought provoking statement. Consider using the phrase... "Imagine if everyone..."

Be sure to correct spelling, grammar, and formatting errors. Ask an adult to proofread it. Did you use quotations and separate paragraphs for dialogue?

Super Hero Story: Brainstorm

Name _____ Date _____

1. What super powers do you want to have? Please see the attached page for ideas.

2. How did you get your super powers?

3. What would you like to do with your super powers?

4. What problem, conflict, or antagonist (bad guy) do you want to confront?

Super Hero Story: Suggested Super Powers

Synopsis

If you search the internet for Super Powers you'll find thousands of ideas. You are welcome to choose any THREE super powers you want, within reason. You may not choose a power that gives you more powers (e.g. a Genie's ability to grant wishes). Try to select powers that complement each other and don't make you invincible. You must have some form of weakness or vulnerability. Posted below are various categories of super powers and sample powers.

Heightened Senses

Select one or more senses (sight, hearing, taste, touch, smell) and enhance them.

Examples: Night vision, infrared vision, X-ray vision, telescopic or microscopic vision, super hearing, identify all ingredients in food, read by touch, identify people by smell, and radar

Physical Changes

This category of powers includes changes to your body, from adding body parts to enhancing your body in powerful and significant ways. You could have any form of animal trait.

Examples: Wings, claws, horns, tail, extra arms, spikes, armor plating, suction hands and feet, diamond skin, rotating eyes, acid blood, camouflage, stretching, grow or shrink, regeneration

Extraordinary Abilities

Imagine that you could increase something about yourself exponentially.

Examples: Incredible strength, intelligence, agility, endurance, charisma, reflexes

Movement

Examples: Flight, super speed, teleportation, dimensional travel, time travel, tunneling, spinning

Energy Control

You could create, control, and/or manipulate some form of energy.

Examples: Weather control, fire, water, earth, light, gravity, kinetic, electricity, sound, heat

Mental Powers

You have incredible mental fortitude and can manipulate others using your mind.

Examples: Mind or emotion control, telepathy, telekinesis, illusions, precognition, neural paralysis

Devices

You invented or found one or more powerful devices which have innate powers.

Examples: Armor, weapons (not guns), robot, vehicle, jewelry, gadgets, computer, poison

Companion, Pet, or Servant

Examples: Dragon, unicorn, zombie, fairy, lion, imp, dinosaur, griffin, hawk, shark, squirrel

Traditional Powers

Examples: Invisibility, healing, shape change, absorption, magic, invulnerability, immortality

Super Hero Story Outline

Directions

Please complete the outline by writing sentences, phrases, or ideas in the blank spaces.

I. Introduction

A. Seize the reader's interest with action, dialogue, relevant facts, or introduce the villain or conflict.

B. Thesis: Write a one sentence summary of the plot. Tell the reader how you, the Super Hero, will solve the problem or conflict.

C. Transition to Origin paragraph

II. Origin

A. Topic Sentence: Tell the reader what you will write about in this paragraph.

B. Describe how you got your super powers.

C. Describe your super powers.

D. How did you react to receiving your super powers?

E. How did you learn to control your powers?

F. What is your weakness?

G. What is your Super Hero identity?

H. Describe your costume.

I. Who are your super hero friends and/or allies?

J. Transition to the problem or conflict paragraph.

III. Problem or Conflict

A. Topic Sentence: Tell the reader what you will write about in this paragraph.

B. Describe the villain and his or her motivations or the problem or conflict.

C. Why do you, the super hero, need to deal with the villain, problem, or conflict.

D. Transition to the action paragraph

IV. Action

A. Topic Sentence: Tell the reader what you will write about in this paragraph.

B. Describe how you will use your super powers to deal with the problem or conflict.

C. Include several action sequences and/or dialogue (remember to indent each dialogue as a separate paragraph).

D. Who or what will help you defeat the problem or conflict?

E. Transition to the resolution paragraph.

V. Resolution

A. Topic Sentence: Tell the reader what you will write about in this paragraph.

B. Describe the aftermath (what happens after the action)? What happens to the people, what damage was done, what happens in the next several weeks?

C. What happens to you, the super hero, in the future? Do you become famous, an outlaw, do you form a super hero team, or something else?

D. Transition to the conclusion paragraph.

VI. Conclusion

A. Briefly summarize the plot.

B. What lesson(s) did you learn and/or what is your message to the reader?

C. Conclude with a thought provoking statement... Consider using the phrases... "Imagine if everyone..."

Super Hero Story: Peer Rubric

Author _____

Evaluator _____

Title _____

Date _____

Directions to the Evaluator

Please carefully read your classmate's story. Think about what the author did well and how the author could improve. Answer every question on this rubric and provide verbal feedback. Share at least two compliments for every suggestion.

Formatting

- | | | | |
|--|-----|----|---------------|
| Is there a title and the author's first name on the top? | Yes | No | Could Improve |
| Is the story typed (size 12 or 14 font) or neatly handwritten? | Yes | No | Could Improve |
| Is the story divided into paragraphs, indented, and skipped a line between each one? | Yes | No | Could Improve |
| Are there very few spelling errors? | Yes | No | Could Improve |
| Are words capitalized as needed (i.e. beginning of each sentence and proper nouns)? | Yes | No | Could Improve |
| Are there very few grammar errors (i.e. commas, transition words, complete sentences, etc.)? | Yes | No | Could Improve |

Introduction

- | | | | |
|---|-----|----|---------------|
| Did the story immediately seize your interest? | Yes | No | Could Improve |
| Did the author clearly state that only one person, the super hero, can save the day? | Yes | No | Could Improve |
| Did the author write a clear and direct thesis? The thesis tells the reader what will happen. | Yes | No | Could Improve |
| Did the author write a transition sentence to the origin body paragraph? | Yes | No | Could Improve |

First Body Paragraph: Origin (may be more than one paragraph)

- | | | | |
|--|-----|----|---------------|
| Does the topic sentence tell the reader this is the hero's origin story and/or background? | Yes | No | Could Improve |
| Does the author describe how the super hero received his or her powers? | Yes | No | Could Improve |
| Does the author describe his or her powers and weakness? | Yes | No | Could Improve |
| Does the author describe his or her costume and secret identity? | Yes | No | Could Improve |
| Does the author describe his or her friends and allies? | Yes | No | Could Improve |
| Does the author describe, in detail, how he or she learned to control his or her powers? | Yes | No | Could Improve |
| Does the author conclude the paragraph with a transition to the problem or conflict? | Yes | No | Could Improve |

Second Body Paragraph: Problem or Conflict

Does the topic sentence introduce the problem, conflict, and/or antagonist (villain)?	Yes	No	Could Improve
Does the author write a mini-adventure about why the villain or conflict is a threat?	Yes	No	Could Improve
Does the author explain why the super hero must confront the villain or problem?	Yes	No	Could Improve
Does the author clearly explain the villain's motives, if applicable?	Yes	No	Could Improve
Does the author conclude the paragraph with a transition to the action paragraph?	Yes	No	Could Improve

Third Body Paragraph: Action

Does the topic sentence clearly state how the super hero will deal with the villain or conflict?	Yes	No	Could Improve
Are there a lot of action sequences and descriptions?	Yes	No	Could Improve
Does the author appropriately use dialogue (indent each time a person talks and use quotes)?	Yes	No	Could Improve
Does the author describe who helps the super hero and how he or she helps out?	Yes	No	Could Improve
Does the author conclude the paragraph with a transition to resolution paragraph?	Yes	No	Could Improve

Fourth Body Paragraph: Resolution

Does the topic sentence clearly state how the resolution (i.e. who won and what happened)?	Yes	No	Could Improve
Does the author provide details about what happened to everyone and the world?	Yes	No	Could Improve
Does the author describe the costs and consequences of the conflict?	Yes	No	Could Improve
Does the author conclude the paragraph with a transition to conclusion?	Yes	No	Could Improve

Conclusion

Does the author briefly summarize the main events of the story?	Yes	No	Could Improve
Is the author's theme (message) clearly stated?	Yes	No	Could Improve
Does the author conclude the story with a thought provoking statement?	Yes	No	Could Improve

Summary

What did you like best about the story and why? Use specific examples.

What areas does the author need to improve on and why?

Super Hero Story Grading Rubric

Name _____ Date December 8, 2020

Synopsis

Posted below is an itemization of the points that you earned on your story. Each category subsection is worth 2 points Yes (2), Partial (1), or No (0). There are 70 points possible. Overall quality and effort is worth up to an additional 30 points. The total points possible is 100.

Formatting	Yes	Partial	No	Points Earned
Title in size 18 to 24 font and author's name				
Story typed in size 12 or 14 font				
Story divided into indented paragraphs				
Few, if any, spelling errors				
Capitalization, as needed				
Few, if any, grammar errors				
				TOTAL=

Introduction	Yes	Partial	No	Points Earned
Seizes the reader's interest				
Introduces the super hero				
Clear and direct thesis				
Transition to origin body paragraph				
				TOTAL=

Origin	Yes	Partial	No	Points Earned
Topic sentence				
Super powers background				
Description of powers and weakness(es)				
Costume and secret identity				
Friends and allies				
Learned how to control super powers				
Transition to problem or conflict paragraph				
				TOTAL=

Problem or Conflict	Yes	Partial	No	Points Earned
Topic sentence				
Introduces villain and/or conflict				
Explains why the hero must confront the problem				
Villain or conflict's motives				
Transition to action paragraph				
				TOTAL=

Action	Yes	Partial	No	Points Earned
Topic sentence				
Action sequences and descriptions				
Dialogue appropriate, if employed				
Describes who helps the super hero				
Transition to resolution paragraph				
				TOTAL=

Resolution	Yes	Partial	No	Points Earned
Topic sentence				
Details about what happened				
Explains the costs and consequences				
Transition to conclusion				
				TOTAL=

Conclusion	Yes	Partial	No	Points Earned
Topic sentence				
Clear summation of the events				
Theme or author's message clearly stated				
Concludes with a thought provoking statement				
				TOTAL=

Overall quality and effort, based on the student's ability (up to 30) _____

Overall Grade (up to 100)

Super Hero Illustration Grading Rubric

Synopsis

Posted below is an itemization of the points that you earned on your illustration.

Each category subsection is worth between 0 and 5 points.

	Points Earned
Full body picture	
The super hero is drawn in an action pose	
The super hero has exaggerated (heroic) proportions or clear muscle tone	
The illustration is colored	
The illustration provides evidence of being drawn based on the art lessons	
	TOTAL=

Overall Grade (up to 25)

Super Hero Comic Book: Requirements

Synopsis

To conclude your Super Hero story, you are required to create at least one comic book page, using the panel templates provided. You may include additional pages. Each additional page will earn extra credit, ranging from 1 to 5 percentage points, depending on the quality and effort employed.

Structure

A comic book page will include multiple scenes and dialogue from your story. Posted below are the minimum requirements. You are encouraged to be creative and go far beyond the requirements.

1. Yourself as a Super Hero

At least one panel must include a large picture of yourself as a super hero.

2. Dialogue

At least one panel must include yourself talking to someone else using comic book dialogue bubbles.

3. Action

At least one panel must include action: you, as a super hero, using your powers against a threat.

4. Background

Every panel must include at least a basic background.

5. Perspective

At least one panel must show depth and/or perspective.

6. Color

Every panel must include full color, the only exception would be dark or shadow images.

7. Sequence





The combined panels and pages, if applicable, must show a logical sequence of events.





8. Editing

All text must be easy to read, written in blue or black ink, and be free of spelling and grammar errors. Be sure to check your words for legibility and accuracy.

Sample Comic Book Panels







Comic Book Grading Rubric

Name _____ Date _____

Synopsis

Each category is worth three points.

Novel Summary

1. Writer as Super Hero _____ (3)
 - At least one panel has a large picture of the super hero
2. Dialogue _____ (3)
 - At least one panel has the super hero talking using bubbles
3. Action _____ (3)
 - At least one panel includes action, using super powers
4. Background _____ (3)
 - Every panel includes a basic background
5. Perspective _____ (3)
 - At least one panel shows depth and/or perspective
6. Color _____ (3)
 - Every panel is colored
7. Sequence _____ (3)
 - The combined panels show a logical sequence of events
8. Editing _____ (3)
 - Easy to read and minimal spelling and grammar errors
9. Overall Effort (e.g. details, creativity, time invested) _____ (6)

TOTAL POINTS EARNED _____ (30)

